

**BELLMONT**

CABINET CO.



STYLE & FINISH



## WHAT'S YOUR STYLE?

From classic to contemporary,  
and subtle to bold, we have the  
style and selection that will  
define you and your home.


# DOOR STYLES

BRIARCLIFF



Cherry | Toffee

PROVIDENCE



Alder | Rosemary | Villa III

JEFFERSON




Paint | Heirloom | Shadow

MONTICELLO\*




Paint | Biscuit | Taupe

LANAI



Cherry | Sienna

KAHANA



Sapele | Sienna

COTTAGE\*




Paint | White

SPRINGFIELD\*




Paint | White

WHISTLER\*




Alder | Peppercorn

EAMES\*



Cherry | Nordic

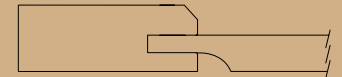
1600: CREST  
1900: CRYSTAL



Maple | Autumn | Black

## DELUXE\*

**DELUXE DOOR OPTION**  
Featuring a reversed raised solid wood center panel for 1900 Series styles, delivering a rich, high-end look and feel, while ensuring smooth stain application, consistent aging, and no veneer-to-wood variation.



■ 1600 Series | ■ 1900 Series | ■ VERO Series

P = Paint • A = Alder • RA = Rustic Alder • C = Cherry • RO = Red Oak • RWO = Rift White Oak • M = Maple • W = Walnut • S = Sapele  
PC = Porta Collection • T = Textured Laminate | \*Vertical Grain Match | \*Deluxe Option Available

# DOOR STYLES

1600: MCKINLEY  
1900: DENALI




Alder | Spice

1600: SOCIETY  
1900: SAVANNAH\*




Paint | Biscuit | Mocha

1600: WHITNEY  
1900: MUIR\*



Alder | Autumn

1600: COLONY  
1900: BOSTON



Walnut | Natural

1600: BEVEL  
1900: CONCORD\*




Alder | Praline

1600: VALLEY  
1900: SONOMA\*




Rustic Alder | Blue Corn  
Villa II

1600: LINEAGE  
1900: CHESTERFIELD\*




Paint | Aqua

1600: ICON  
1900: HIGHLAND\*



Cherry | Bourbon

1600: STUDIO  
1900: BUNGALOW\*




Cherry | French Roast

1600: AXIOM  
1900: AVALON



Maple | Praline

1600: WARDLEY  
1900: SHAKER\*



Alder | Latte

1600: FRANKLIN  
1900: BARLOW



Paint | Saguaro

■ 1600 Series | ■ 1900 Series | ■ VERO Series

P = Paint • A = Alder • RA = Rustic Alder • C = Cherry • RO = Red Oak • RWO = Rift White Oak • M = Maple • W = Walnut • S = Sapele  
PC = Porta Collection • T = Textured Laminate | \*Vertical Grain Match | \*Deluxe Option Available

# DOOR STYLES

1600: STEVENS  
1900: EVERETT\*




Maple | Natural

1600: TIVOLI  
1900: AVANT\*



Paint | Silverplate

1600: INTRO | RETRO  
1900: CORONADO



Paint | Stucco

1600: INDEX  
1900: PASADENA\*




Alder | Thundercloud

1600: INVOKE | ENVOKE  
1900: MONTEREY



Paint | Silvermist

1600: SILAS | ELIAS  
1900: PIEDMONT\*



Cherry | Natural

GRIFFIN




Paint | Fjord

HAYDEN



Walnut | Sienna

MORGAN



Walnut | Bourbon

MATISSE



Paint | Alabaster

CEZANNE



Walnut | Natural

MONET




Cherry | Natural

■ 1600 Series | ■ 1900 Series | ■ VERO Series

P = Paint • A = Alder • RA = Rustic Alder • C = Cherry • RO = Red Oak • RWO = Rift White Oak • M = Maple • W = Walnut • S = Sapele  
PC = Porta Collection • T = Textured Laminate | \*Vertical Grain Match | \*Deluxe Option Available

# DOOR STYLES

1600: VEER  
1900 | VERO: SEASIDE




Paint | Amazon

METRO



Maple Veneer | Natural

MADRID




Rift White Oak Veneer | Bistro

STOCKHOLM\*




Rift White Oak Veneer | Nordic

PORTA



High-Gloss Laminate  
Mocaccino Gloss

TERRA



Textured Laminate | Artica

FIRMA



Textured Laminate | Glasgow

FUSION\*




Textured Laminate | Tuscan

■ 1600 Series | ■ 1900 Series | ■ VERO Series

P = Paint • A = Alder • RA = Rustic Alder • C = Cherry • RO = Red Oak • RWO = Rift White Oak • M = Maple • W = Walnut • S = Sapele  
PC = Porta Collection • T = Textured Laminate | \*Vertical Grain Match

# METAL FRAME DOOR PROGRAM

ILLUSION



M-10 | Onyx | Grey Clear

M-2



M-2 | Aluminum | Grey Clear

M-3



M-3 | Aluminum | Grey Clear

M-16



M-16 | Aluminum | Grey Clear

M-17




M-17 | Aluminum | Grey Clear

M-10




M-10 | Aluminum | Blush Matte  
*M-6 not shown.*

## FRAME FINISHES:



## GLASS OPTIONS\*: Mirror | Gloss & Matte Back-Painted | Clear | Satin Etched | Acrylic Resin



\*Not all colors & options shown. See your Belmont Cabinet Co. Dealer for details.



## MATERIAL AND FINISH

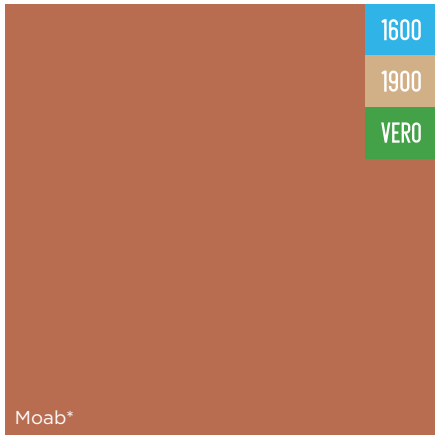
On trend and in style,  
we offer a variety of finishes and colors,  
from real wood to European laminates,  
to make any home uniquely yours.

*Some exclusions apply.  
See your Belmont Cabinet Co. Dealer for details.*



1600: **WARDLEY** | Alder | Latte • **FRANKLIN** | Paint | White

## PAINT



### DURABLE, LASTING, & EARTH FRIENDLY

Our satin paint finishes are achieved using an innovative multi-layer application process of primers, pigmented color, and topcoat. For best results, paint finish doors are constructed with a choice of all HDF or Maple & HDF wood material.

*\*Fashion Paint Color.*




## COLOR SELECT

Pick any color from the Sherwin-Williams, Benjamin Moore, or Farrow & Ball paint library to coordinate with your existing wall and trim finishes. Plus, you'll receive the same high-quality paint finish used for all of our standard color offerings.

- 1900 & VERO SERIES ONLY -  
See your Belmont Cabinet Co. Dealer for details.

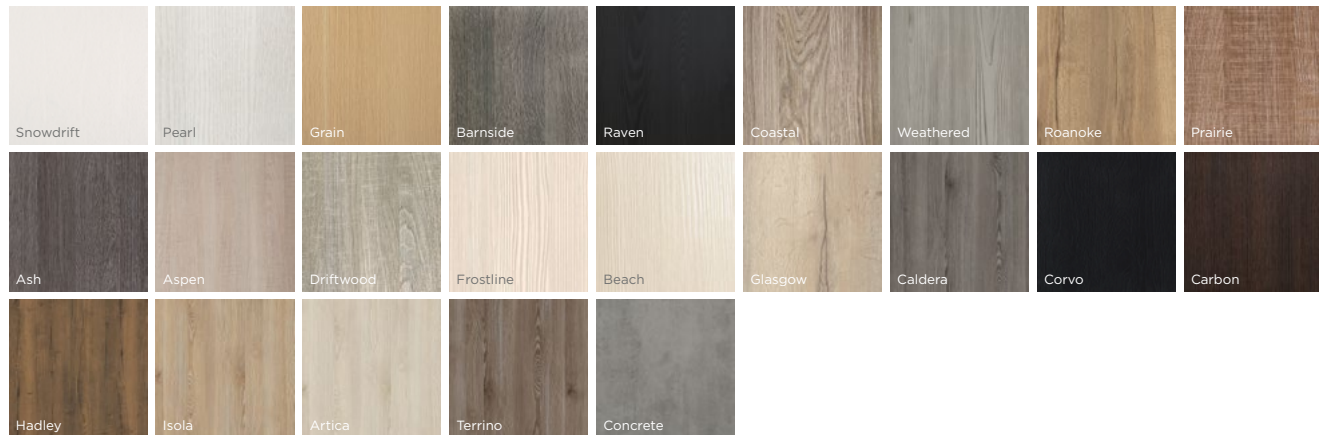
## LEGNO COLLECTION




### TEXTURED LAMINATE

These durable textured surfaces are inspired by nature, replicating traditional characteristics of wood. The markings create an interplay of light and shadow, making textured laminate a contemporary favorite!

- DOOR STYLES: Terra, Firma, & Fusion -  
*Some exclusions apply.*



## MAESTRO LEGNO

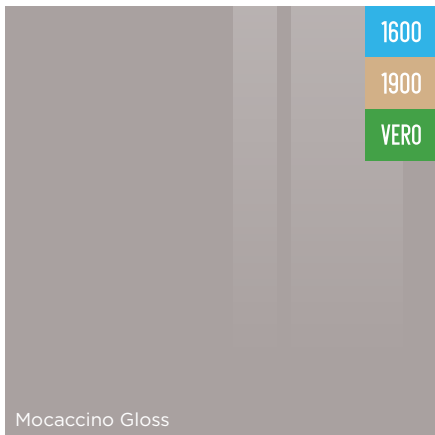


### TEXTURED LAMINATES

A curated selection of premium laminates that emulate wood so perfectly, you will be challenged to tell the difference. The look and feel of real wood with the consistency and benefits of laminates.

- DOOR STYLES: Terra, Firma, & Fusion -  
Some exclusions apply.

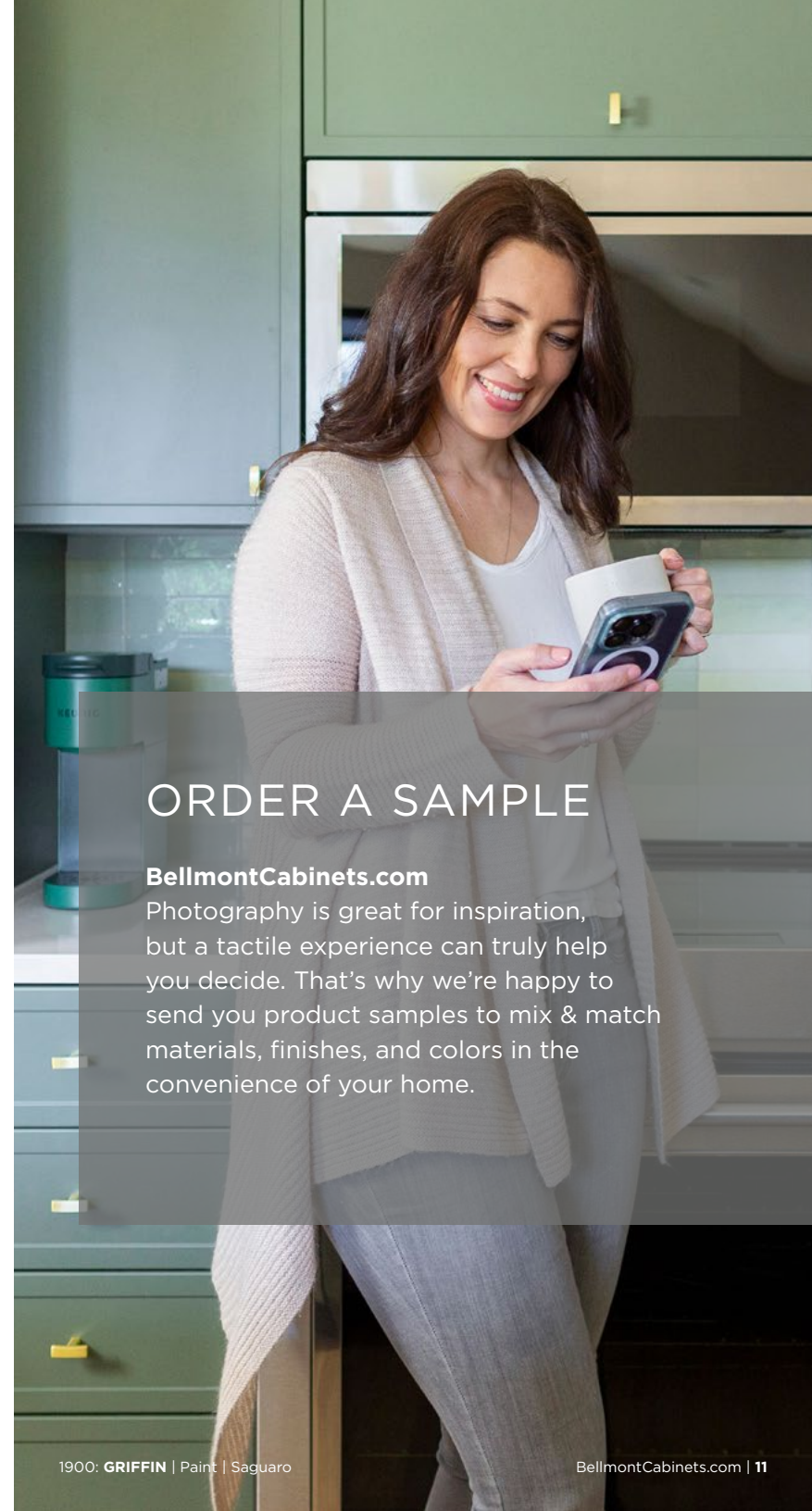
## PORTA COLLECTION



### HIGH-GLOSS & SUPER-MATTE LAMINATE

This lightweight, durable, and chemical resistant plastic is a 'green' product that can be recycled. The surface is treated with a transparent coating cured under UV-light to enhance durability.

- DOOR STYLE: Porta -




## ORDER A SAMPLE

**BellmontCabinets.com**

Photography is great for inspiration, but a tactile experience can truly help you decide. That's why we're happy to send you product samples to mix & match materials, finishes, and colors in the convenience of your home.



## ALDER



Sienna

### NATIVE TO THE PACIFIC NORTHWEST

Alder has a fine, smooth, straight grain with random mineral streaks, tight knots, and mild color variations from pale reds to reddish-browns.

- ALSO AVAILABLE -

Rustic Alder featuring pin holes, knots, & grain variation.




## CHERRY



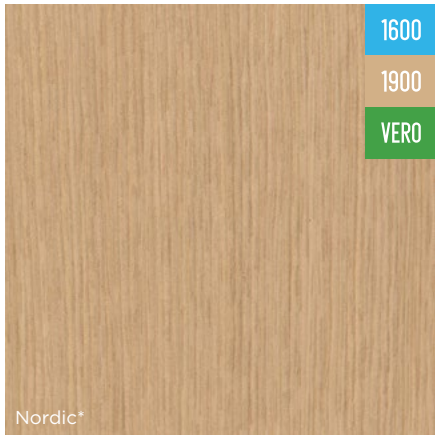
Natural

### COMMON IN FINE FURNITURE

Cherry is an eastern grown hardwood that exhibits a smooth, tight grain, and mild color variations from pale yellows to deep reddish-browns. Fine pin holes, pitch pockets, grain variation, and darkening with age all occur naturally, adding to the beauty.




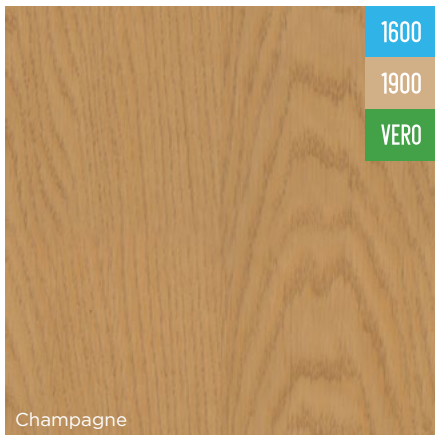
## RIFT WHITE OAK



### AN AMERICAN GROWN HARDWOOD

White Oak is light to medium-brown in color. Boards are cut perpendicular to the growth ring, creating a unique, straight grain pattern with light-colored flecks. The fresh, contemporary appearance is ideal for modern or classic door styles.

## RED OAK



### A TIMELESS AMERICAN CLASSIC

Red Oak is known for its coarse texture, predominant contrasting grain patterns, and overall strength and durability. Color variations from pale yellows to reddish-browns are typical and more prominent with light or natural finishes.





## MAPLE



### ADMIRER FOR CONSISTENCY

Maple's dense, smooth grain patterns and uniform coloring allow it to take lighter stain colors well. The occasional dark mineral streak and mild color variations add to Maple's character.


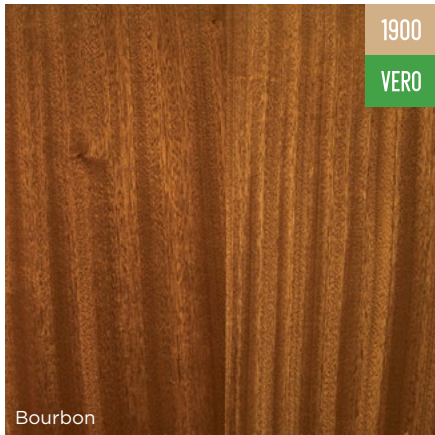
## WALNUT



### SYNONYMOUS WITH FINE WOODWORKING

Black American Walnut grows in the eastern states. This rich dark brown wood has an attractive grain pattern and is prized for its warmth and strength. Walnut will lighten with age and light exposure.


## SAPELE



### RIBBON GRAIN PATTERN

A member of the Mahogany family, Sapele is native to central Africa. This dense, strong wood, easily recognized by the well-defined ribbon grain pattern, is golden brown in color and will darken with age.

## SOLID COLOR STAIN



### COLOR + TEXTURE

Slightly opaque, these heavily pigmented stains coat the material's surface in color and allow the open wood grain to show through. The result is a paint-like finish with a textured surface.

- AVAILABLE ON -  
Red Oak

## WINDSWEPT\*\*



### WEATHERED STAINS

Beautifully inconsistent, color variances emphasized as the underlying wood grain is highlighted. Finished kitchens may be all the same, or range in color from door-to-door or within the same door.

- AVAILABLE ON -  
Alder, Cherry, Red Oak, & Rift White Oak | Red Oak Pictured

## HEIRLOOM\*\*



### PAINT + GLAZE

Replicate the look of classic painted cabinetry and old world elegance. These unique paint colors include a subtle dry-brush glaze that results in a finish synonymous with heirloom furniture.

## GLAZING\*\*



### VINTAGE-INSPIRED FINISH

A hand-applied transparent coating that highlights open wood grain and architectural details.

- AVAILABLE ON -  
Paint, Alder, Cherry, Red Oak, Rift White Oak, Maple, & Walnut  
*Not all color combinations shown.*

## VILLA\*\*



### STAIN, GLAZE, & DISTRESSING

Ideal for accents or complete rooms. Available in three finish levels, each adding a hand-applied detail such as sand-through and distressing.

- AVAILABLE ON -  
Alder & Rustic Alder | Villa III Pictured

VILLA I: Stain-Base Color & Glaze Combination  
VILLA II: Villa I + Sand-Through Detailing  
VILLA III: Villa II + Distressing

# ENVIRONMENTAL STEWARDS



Bellmont Cabinet Co. has demonstrated an ongoing commitment to environmental responsibility and sustainability for 30 years, and when given the choice, we choose 'GREEN'. Steps like these protect our planet and secure the future for our children.

This is why we're a certified member of the Environmental Stewardship Program (ESP), administered by the Kitchen Cabinet Manufacturers Association (KCMA). Joining this voluntary program supports our commitment to conservation and ensures our compliance in air quality, emissions, sustainable material usage, energy-efficient manufacturing, and waste & recycling management.

# QUALITY CERTIFICATION



ANSI/KCMA A161.1

Bellmont Cabinet Co. carries the KCMA/ANSI A161.1 Quality Certification Seal. Our cabinetry has been certified for safety and durability for all series and door styles. This is a rigorous testing process by a 3rd party laboratory of structural components, shelves, finish, and door & drawer operation that replicates years of in-home use.

The KCMA Quality Seal is the benchmark of quality across the kitchen cabinet industry. This ensures Bellmont's cabinetry can be purchased and used with confidence and pride.

Photography and color samples have been reproduced as accurately as possible and are for depiction only. To ensure highest satisfaction, we recommend ordering finished material samples for best color, wood grain, and finish representation when making your selection.

© 5/26 Bellmont Cabinet Co.

1600

1900

VERO